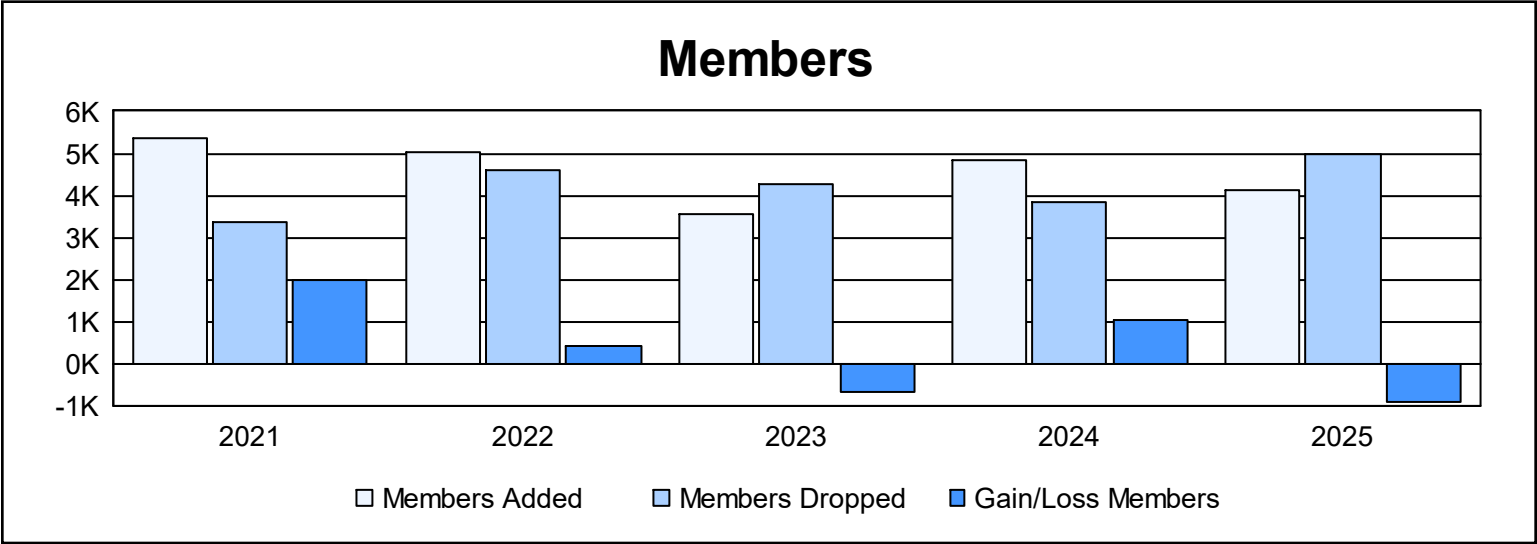
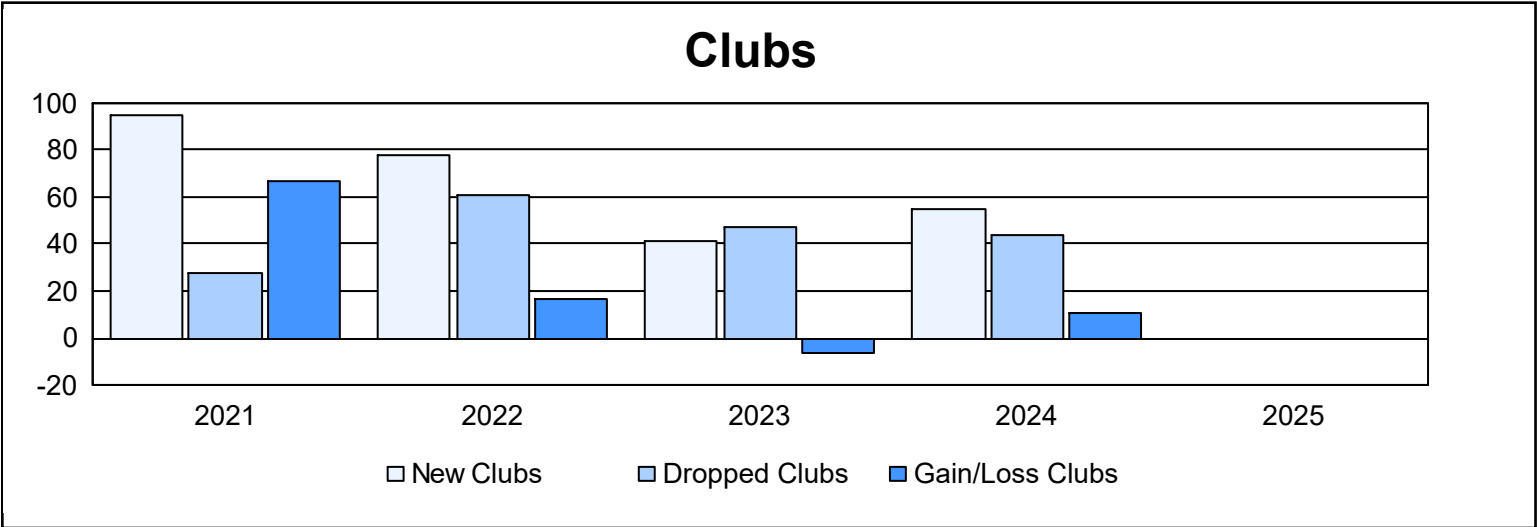
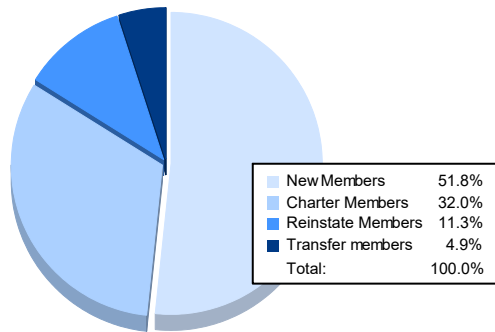


Year	New Clubs	Dropped Clubs	Gain/ Loss Clubs	New Members	Charter Members	Reinstate Members	Transfer Members	Total Member Added	Total Members Dropped	Gain/ Loss Members
2020-2021	95	28	67	2,801	2,373	118	70	5,362	3,358	2,004
2021-2022	78	61	17	2,649	2,131	184	56	5,020	4,594	426
2022-2023	41	47	-6	2,011	1,375	104	75	3,565	4,250	-685
2023-2024	55	44	11	2,916	1,435	367	126	4,844	3,824	1,020
2024-2025				2,125	1,312	465	201	4,103	4,996	-893
Average	67	45	22	2,500	1,725	248	106	4,579	4,204	374



Membership Composition June 2025 Cumulative



Gender Composition June 2025 Cumulative

